



# Pennsylvania Economic Indicators

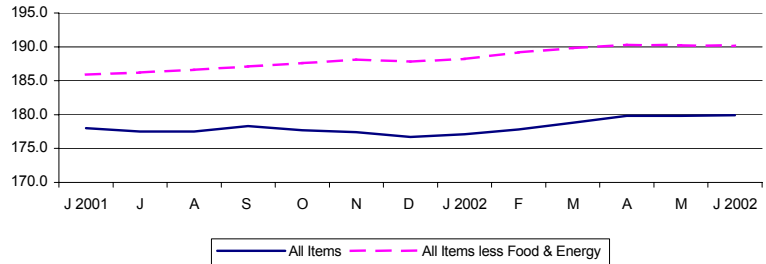
SECOND QUARTER 2002

## Consumer Price Index

The Consumer Price Index for All Urban Consumers (CPI-U) increased to 179.9 in June 2002 from 179.8 in May. This represents a 0.1 percent increase from May 2002, and a 1.1 percent increase from June 2001. Excluding food and energy, the CPI-U (not seasonally adjusted) decreased to 190.1 in June 2002. This represents a 0.1 percent decrease from May 2002, and a 2.3 percent increase from June 2001.

Source: U.S. Department of Labor, Bureau of Labor Statistics.

Consumer Price Index: United States, June 2001 – June 2002  
(Not Seasonally Adjusted)

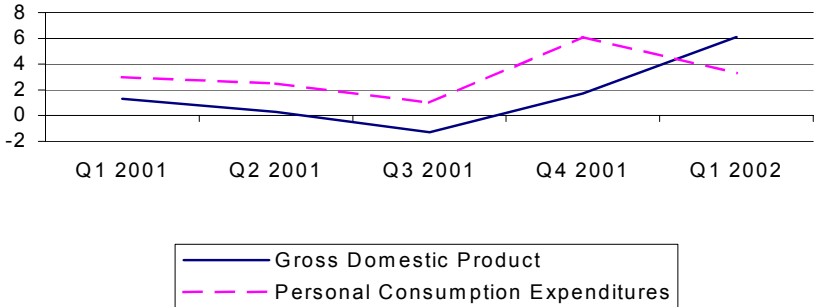


## Gross Domestic Product

Real gross domestic product (GDP) increased at an annual rate of 6.1 percent in the first quarter of 2002 after an increase of 1.7 percent in the fourth quarter of 2001, according to the national income and product accounts (NIPA's). Real personal consumption expenditures (PCE) increased 3.3 percent after increasing 6.1 percent in the fourth quarter 2001. Durable goods purchases decreased 9.4 percent, compared to a 39.4 percent increase in the fourth quarter. Nondurable goods increased 8.2 percent and services increased 3.8 percent.

Source: U.S. Department of Commerce, Bureau of Economic Analysis.  
Note: 1st Quarter 2002 is most current data available.

Percent Change in Gross Domestic Product (Seasonally Adjusted Rates)  
United States, First Quarter 2001 – First Quarter 2002



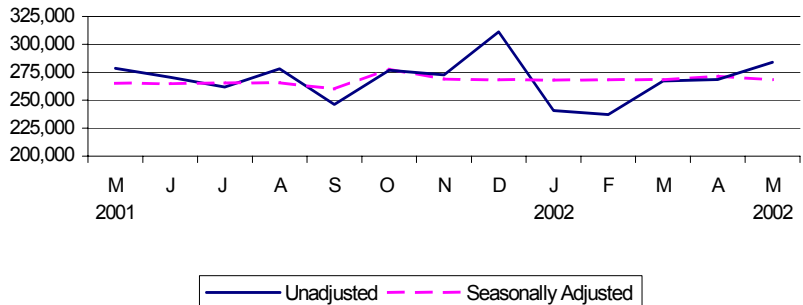
## Retail Sales

Retail sales for May 2002 of \$283,979 million represent a 5.7 percent increase from April 2002 and a 2.1 percent increase from May 2001. On a seasonally adjusted basis, retail sales decreased 1.2 percent from April 2002, and increased 1.7 percent from May 2001.

May 2002 are most recent figures and are preliminary.

Source: U.S. Department of Commerce, Bureau of the Census.

Retail Sales - Millions of Current Dollars: United States, May 2001-May2002

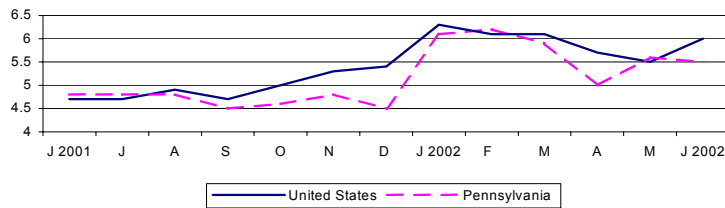


## Unemployment Rate

The national unemployment rate increased to 6.0 percent in June 2002 from 5.5 percent in May 2002. Pennsylvania's unemployment rate decreased from 5.6 percent in May 2002 to 5.5 percent in June 2002. Pennsylvania's rate increased from a rate of 4.9 percent in June of 2001.

Source: Pennsylvania Department of Labor and Industry.

Unemployment Rate (Percent): United States and Pennsylvania  
June 2001 - June 2002 (Unadjusted)



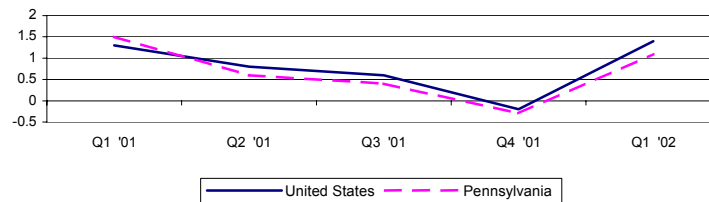
## Personal Income

Personal income increased 1.4 percent nationally in the first quarter of 2002 to \$8,705,154 million. Pennsylvania saw an increase of 1.1 percent to \$377,953 million. National per capita personal income stood at \$30,271 in 2001, a 2.7 percent rise from 2000. Pennsylvania, at \$30,617, showed a 3.8 percent increase and ranked 15<sup>th</sup> in the nation.

Source: U.S. Department of Commerce, Bureau of Economic Analysis.

Note: 1<sup>st</sup> Quarter 2002 is the most current data available.

Percent Change in Personal Income: United States and Pennsylvania,  
First Quarter 2001 - First Quarter 2002

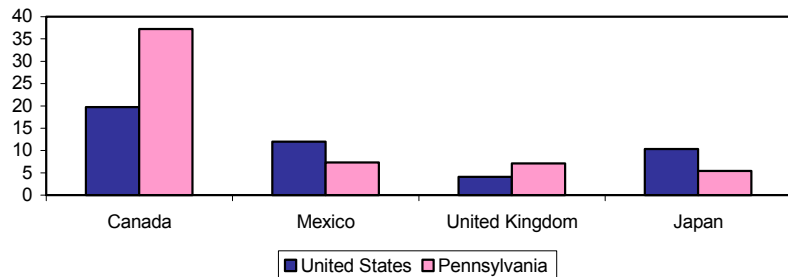


## Exports

In 2000, 16.1 percent of Pennsylvania's exports were industrial machinery and computer equipment. Other top categories were electronics and electrical equipment (14.5 percent) and chemicals and allied products (13.3 percent). Pennsylvania ranked 10<sup>th</sup> in the nation in 2000 exporting 2.6 percent of the nation's total exports. Canada remained the top destination country for exports, receiving 19.7 percent of nation's total exports and 37.2 percent of Pennsylvania's total exports.

Source: U.S. Census Bureau, refined by Massachusetts Institute for Social and Economic Research (MISER).

Percent of Total Exports by Top Destination Countries: United States and Pennsylvania, 2000



For additional information, contact the Pennsylvania State Data Center.

Pennsylvania State Data Center  
Penn State Harrisburg  
777 West Harrisburg Pike  
Middletown, PA 17057-4898

Phone: 717.948.6336  
Fax: 717.948.6754  
Email: PaSDC-DATA@psu.edu  
URL: PaSDC.hbg.psu.edu