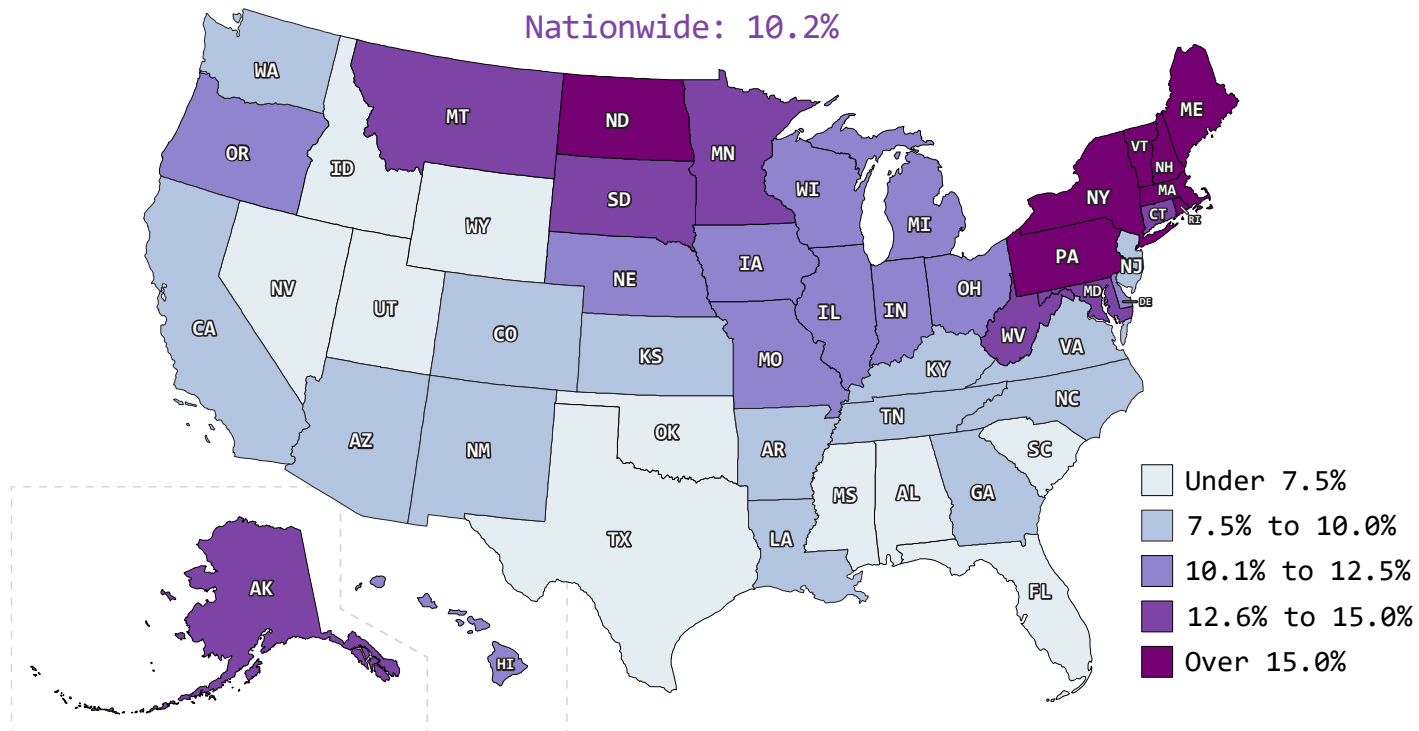


June 2019

Nonprofit employment makes up greater share of total employment in Northeast

Nonprofit employment as a percent of total private employment by state, 2017



Nationwide, 10.2 percent of all private employment was in nonprofit organizations during 2017 with nearly 12.5 million employees. Pennsylvania ranked third in the nation by number of employees working in nonprofit establishments with over 800,000 employees. Pennsylvania followed New York and California, each having over 1.4 million employees in nonprofit establishments. Pennsylvania ranked seventh by the share of its private employment concentrated in nonprofit establishments at 15.7 percent. Vermont (19.1%), Maine (18.1%), and New York (17.8%) had the three highest shares while Nevada (2.8%), Alabama (5.1%), Texas (5.1%) had the lowest.

The U.S. Bureau of Labor Statistics released this data as a part of its Quarterly Census of Employment and Wages and Business Employment Dynamics program. For more information visit: [bls.gov](https://www.bls.gov).



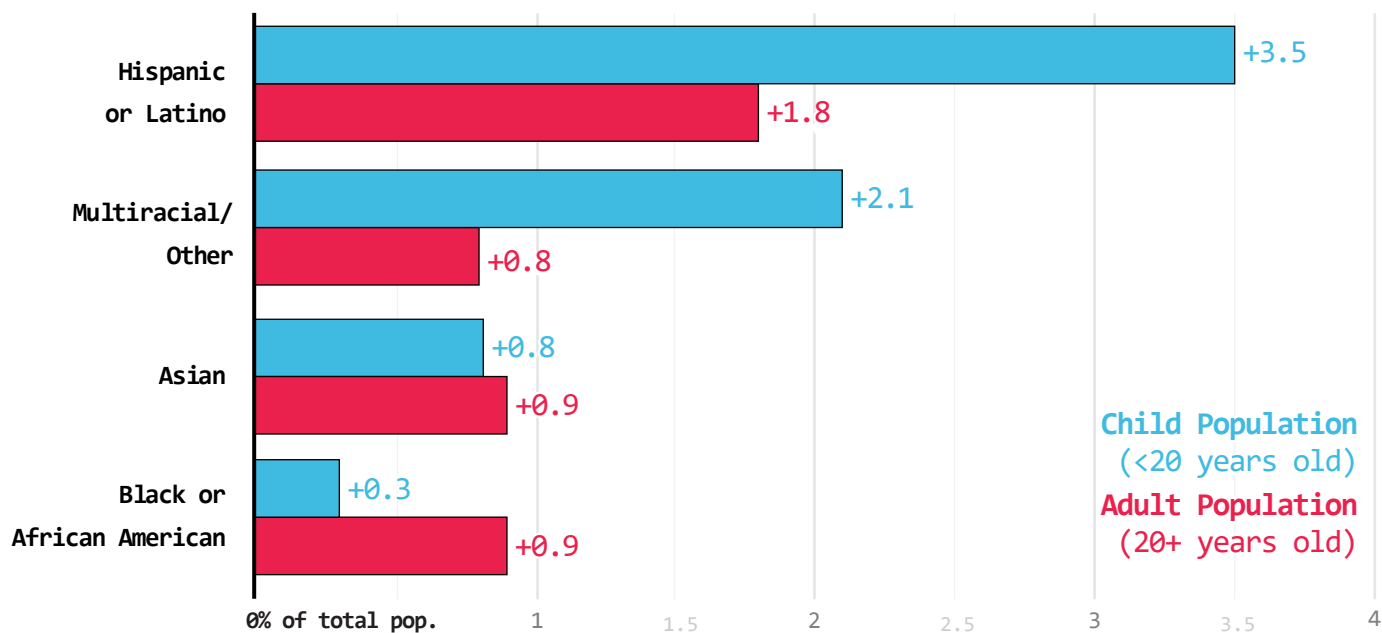
Follow us on Twitter: [@PASDC_PSU](https://twitter.com/PASDC_PSU)

for Pennsylvania facts, data releases, and upcoming publications!



Hispanic and multiracial children make up greater share of child population

Increase in share of total population 2009-2017 by age, race, and Hispanic origin



We recently released a Child Diversity Dashboard and report in collaboration with our affiliate, Pennsylvania Partnerships for Children. The report highlights state level trends in the increase of children of color while the dashboard allows users to get data at the school district level. Some key findings include that one-in-three Pennsylvania children are children of color and that over 80 percent of school districts had a higher share of children of color in 2017 than 2009.

Visit <https://pasdc.hbg.psu.edu/Data/Visualizations/ChildDiversity> to learn more.



Did you know?

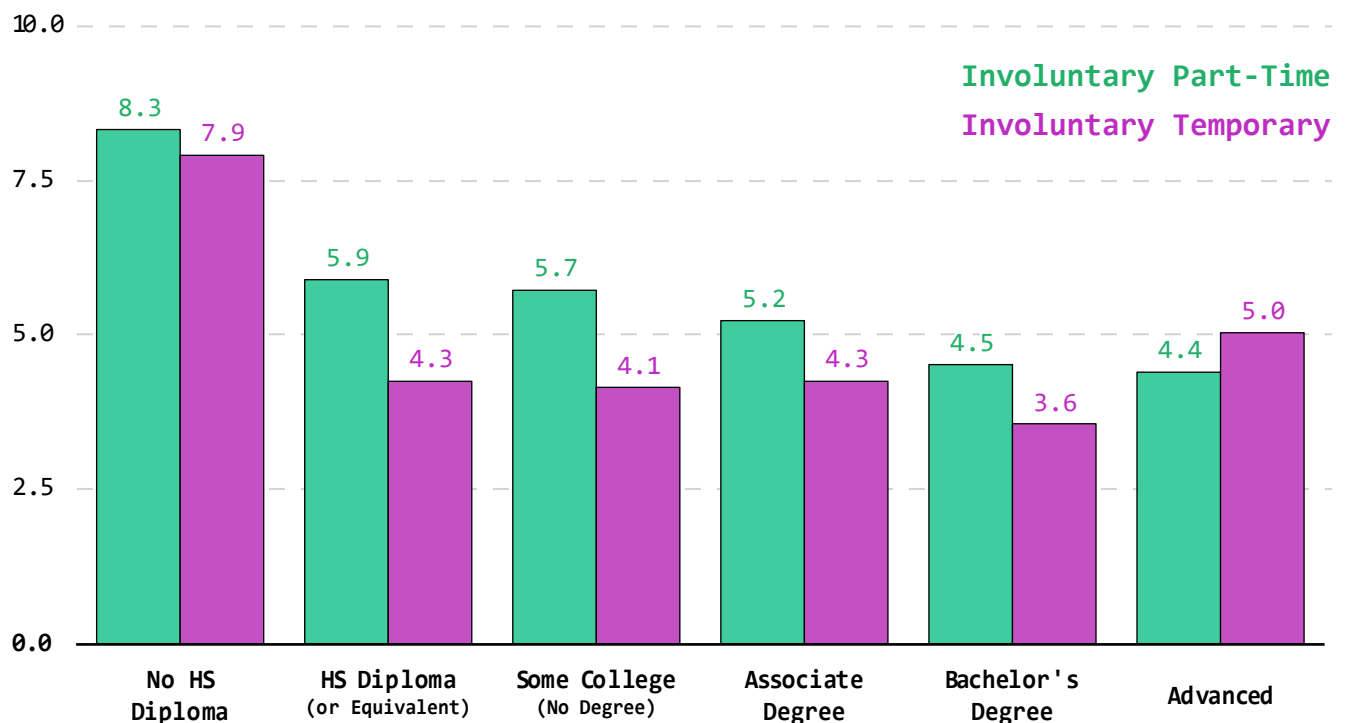
Pennsylvania ranks fifth in the U.S. by population size.

The 2019 edition of Pennsylvania Facts is now available!

Call 717.948.6336 or email PASDC@psu.edu for your copy.

Adults with advanced degrees report higher underemployment in temporary positions

Percent of adults that reported underemployment by educational attainment in 2016



Nationwide, approximately 8.7 percent of the adult population were underemployed in 2016. About 5.5 percent reported working in part-time positions while desiring full-time work, and 4.5 percent reported working in temporary positions while desiring a permanent job (note: these two groups are not mutually exclusive). Adults with no high school diploma reported the highest percentage of underemployment due to involuntary part-time and temporary positions. Underemployment in part-time positions decreased in adults as educational attainment increased, while individuals with advanced degrees had the highest percentage of individuals in temporary positions among the college educated.

Data are available from the United States Department of Education, National Center for Education Statistics, Adult Training and Education Survey (ATES) of the National Household Education Surveys Program, 2016. For more information visit: <https://nces.ed.gov/>

Data Available from the Pennsylvania State Data Center and the U.S. Census Bureau

The Pennsylvania State Data Center (PASDC) has provided data products and services to the Commonwealth of Pennsylvania for three decades. The Tipsheet is a collection of data requests and or information from recent and forthcoming publications. Contact PASDC for custom data, mapping, and analysis from a wide range of data sources including the U.S. Census and a multitude of state agencies at 717.948.6336 or email PASDC@psu.edu.