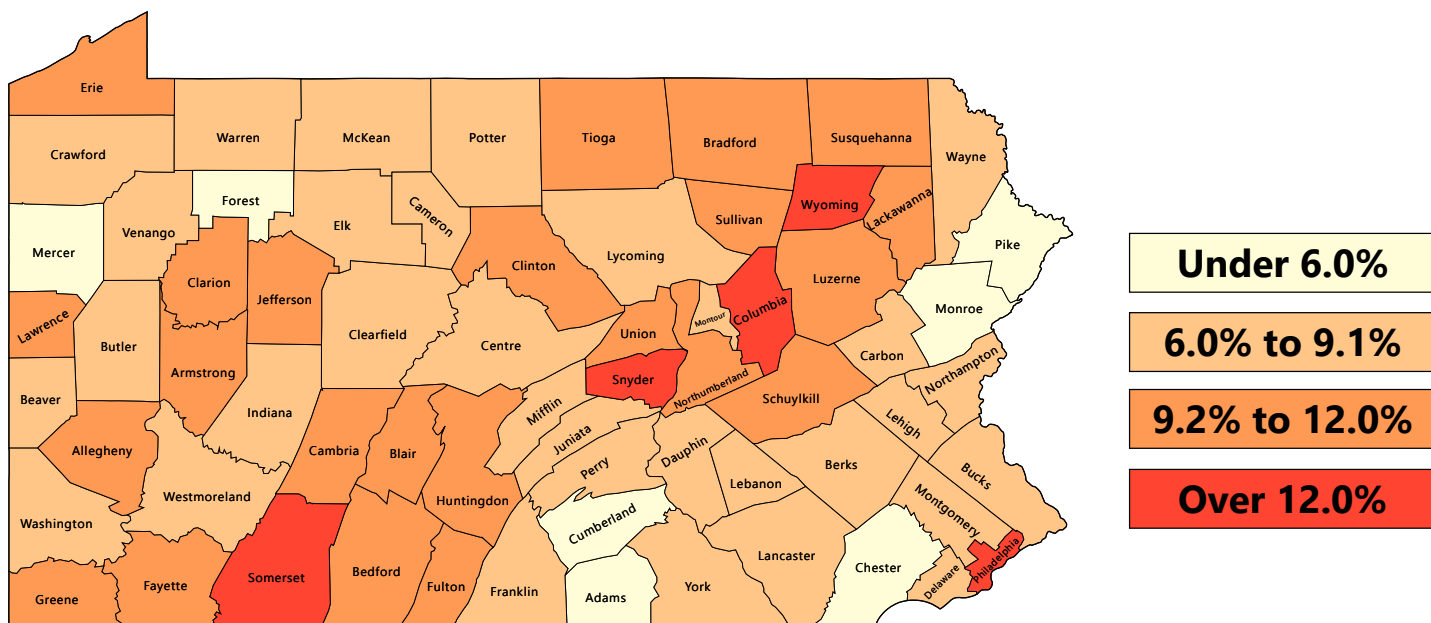


MARCH 2019

TIPSHEET

Over 9.0% of PA's 75+ population have incomes at or below poverty level



Produced by PASDC | U.S. Census Bureau, 2013-2017 American Community Survey

Approximately 9.2 percent of Pennsylvania’s 75-and-over population had incomes at or below the poverty line according to the 2013-2017 American Community Survey estimates, lower than the national average of 10.5 percent. The percentage of those 75-and-over with incomes at or below the poverty line fell below the percentage of persons of all ages in Pennsylvania who are at or below the poverty line (13.1%). Twenty-six (26) counties had rates above the state average. Philadelphia (18.5%) ranked highest among Pennsylvania counties by percentage followed by Wyoming (13.7%) and Columbia (12.4%). Counties with the lowest percentage of their 75-and-over populations in poverty included Forest (2.8%), Pike (4.5%), and Cumberland (4.9%).

The American FactFinder tool from the United States Census Bureau provides data from the 5-Year American Community Survey. For more information, visit: <https://factfinder.census.gov/faces/nav/jsf/pages/index.xhtml>.

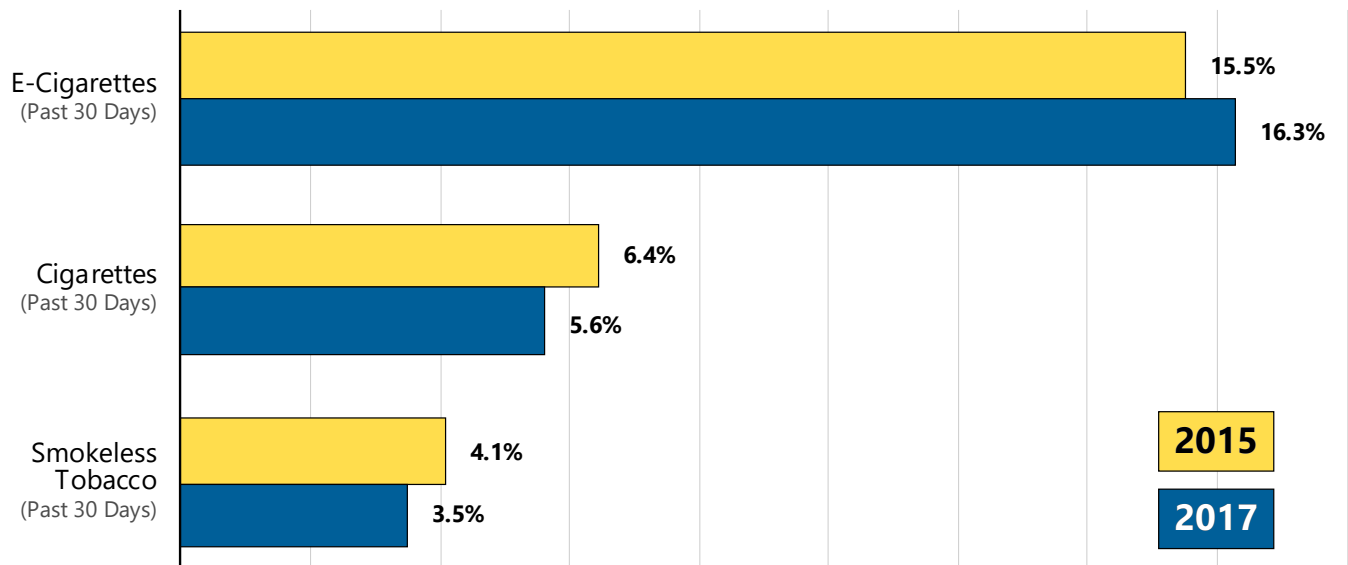


Follow us on Twitter: @PASDC_PSU

for Pennsylvania facts, data releases, and upcoming publications!



E-Cigarette use rises as traditional tobacco use declines for young Pennsylvanians



Produced by PASDC | Pennsylvania Commission on Crime and Delinquency (PCCD), 2017 Pennsylvania Youth Survey (PAYS) Report

The percentage of Pennsylvania's youth that is using electronic cigarette, or "e-cigarettes" products has increased as the use of other, more traditional tobacco products declined. In 2017, students in grades six through twelve were nearly three times as likely to have used e-cigarettes in the past thirty days than to have used traditional cigarettes or smokeless tobacco. From 2015 to 2017, all traditional cigarette and smokeless tobacco use decreased while vaping increased by 0.8 percentage points.

The Pennsylvania Youth Survey (PAS) statewide report from the Pennsylvania Commission on Crime and Delinquency (PCCD) provides data on students in grades six to twelve. For more information, visit: [https://www.pccd.pa.gov/Juvenile-Justice/Pages/Pennsylvania-Youth-Survey-\(PAYS\)-2017.aspx](https://www.pccd.pa.gov/Juvenile-Justice/Pages/Pennsylvania-Youth-Survey-(PAYS)-2017.aspx)

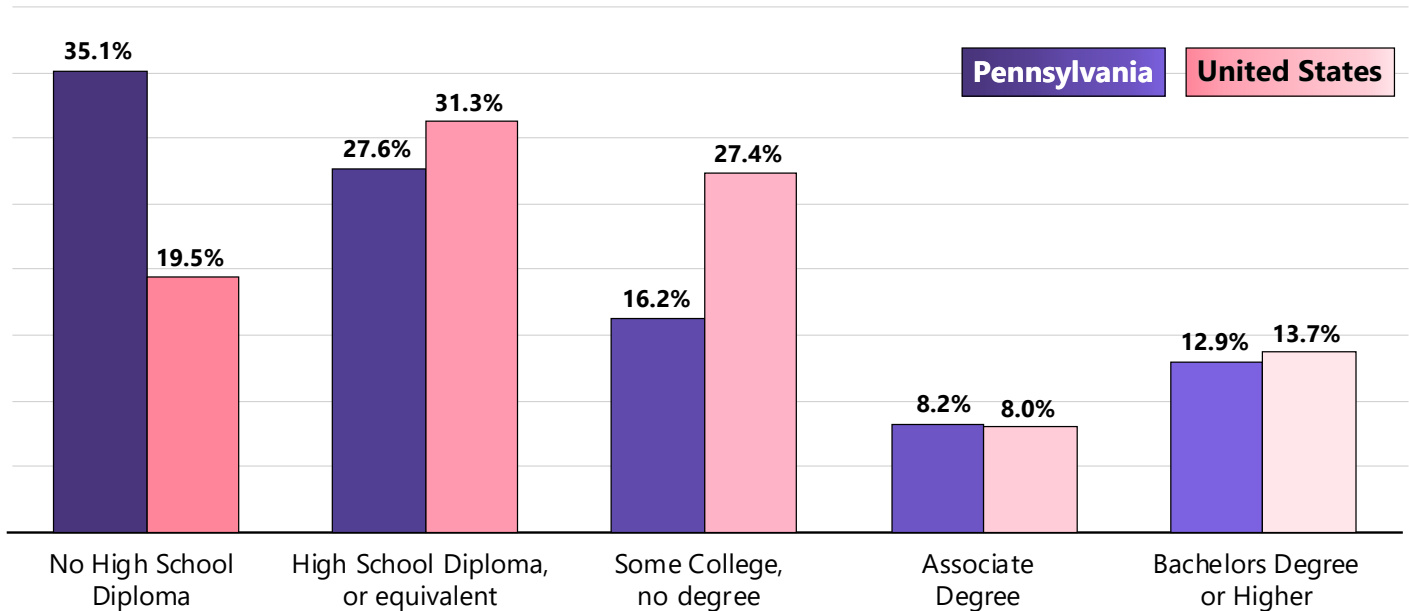


Did you know?

Pennsylvania had 36 seats in the U.S. House of Representatives from 1913 to 1933. Today, Pennsylvania has only 18 seats.

The 2019 edition of Pennsylvania Facts is now available! Call 717.948.6336 or email PASDC@psu.edu for your copy.

Pennsylvanians without HS diplomas make up greater share of minimum wage earners



Produced by PASDC | Center for Workforce Information and Analysis (CWIA), 2018 Minimum Wage Report

Pennsylvania's minimum wage workforce has achieved less educational attainment when compared to the nation, according to data from the Department of Labor & Industry's Center for Workforce and Analysis. Their report on the minimum wage workforce in 2018 showed that a greater percentage of minimum wage workers in Pennsylvania (35.1%) have no high school diploma than minimum workers across the nation (19.5%). This is offset by a smaller percentage of minimum wage workers in Pennsylvania who have had some college education (16.2%) than minimum wage workers across the nation (27.4%).

The Minimum Wage Report release from the Department of Labor & Industry's Center for Workforce Information and Analysis provides minimum wage data for Pennsylvania. For more information, visit: <https://www.workstats.dli.pa.gov/Pages/default.aspx>

Data Available from the Pennsylvania State Data Center and the U.S. Census Bureau

The Pennsylvania State Data Center (PASDC) has provided data products and services to the Commonwealth of Pennsylvania for three decades. The Tipsheet is a collection of data requests and or information from recent and forthcoming publications. Contact the PaSDC for custom data, mapping, and analysis from a wide range of data sources including the U.S. Census and a multitude of state agencies at 717.948.6336 or email PASDC@psu.edu.