



Research Brief

* THE COMMONWEALTH'S OFFICIAL SOURCE OF POPULATION AND ECONOMIC STATISTICS *

November 2, 2000

Voter Registration Continues to Climb in Pennsylvania

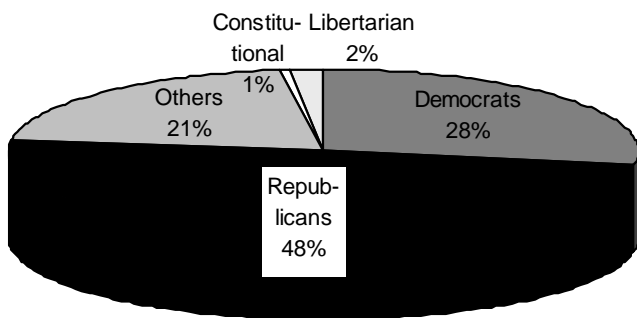
MIDDLETOWN, Pa— Voter registration of Pennsylvania adults has been increasing steadily in recent years.

The Pennsylvania State Data Center at Penn State Harrisburg reports that 7,527,499 people were registered to vote in the Commonwealth for the April 2000 primary elections, according to the Pennsylvania Department of State. This represents 81.9 percent of Pennsylvania's estimated voting age population and reflects an increase in registration of nearly one percent from November 1999.

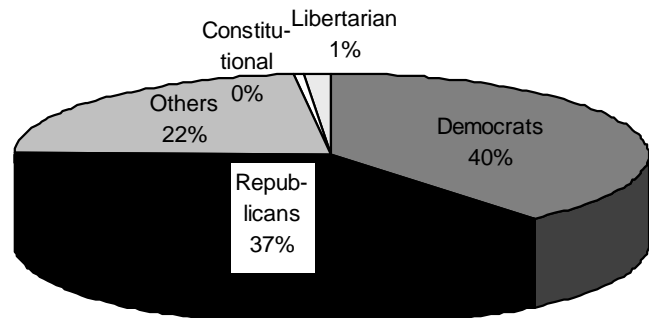
Of those registered to vote in the Commonwealth, 48.3 percent were registered Democrat and 42.0 percent were registered Republican. Fewer than one-half of one percent were Constitutional or Libertarian. Registration of Democrats increased the least since the previous election (0.5 percent) while Constitutionals increased the most (4.4 percent). Approximately half of the total increase of 67,160 voters is attributed to Republican registrations.

Party Shares of Total Increase in Voter Registrations: Pennsylvania

November 1999-April 2000



November 1990-April 2000

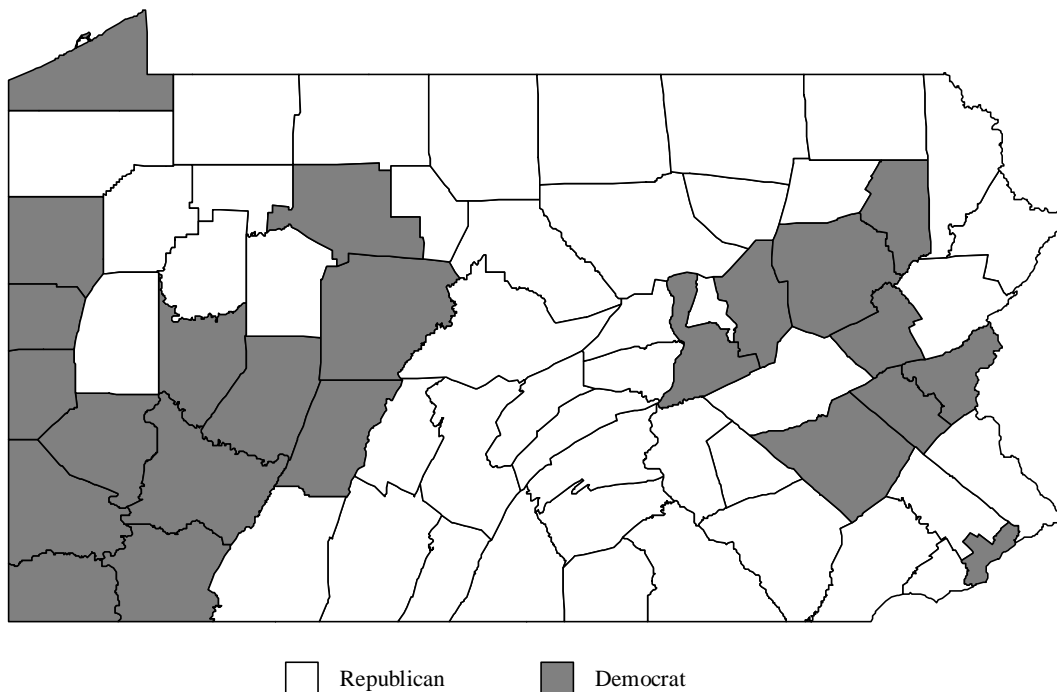


Among Pennsylvania's counties, Pike boasted the highest registration rate with 95 percent of its voting age population registered. Sullivan and Philadelphia followed with 94 and 92 percent respectively. The lowest rate was 54 percent in Union County followed by 63 percent in Snyder County. The greatest increase in number of registered voters from November 1999 to April 2000 was 2.6 percent which took place in Forest County. Erie and Elk counties each showed decreases in numbers of registered voters.

Party lines differed greatly county to county. In Snyder County, 68 percent were registered Republican while 24 percent are Democrat. Philadelphia was 19 percent Republican and 74 percent Democrat. Seventeen percent on Monroe Counties registered voters were neither Democrat nor Republican.

Republican registrations increased the most (2.6 percent) in Forest County and decreased most (1.2) in Erie. Democrat registrations increased by 2.4 percent in Pike County and decreased by 1.7 percent in Erie.

Primary Party of Registered Voters by County: Pennsylvania, April 2000



The Pennsylvania State Data Center is the Commonwealth's official source of population and economic statistics and services. It is based at Penn State Harrisburg's Institute of State and Regional Affairs. The Pennsylvania State Data Center is part of the U.S. Census Bureau's national State Data Center Program.

Editors: For additional data, contact the Data Center's State Capital Office at (717) 772-2710, or for faculty comment on this topic contact Penn State Harrisburg's Public Information Office, (717) 948-6029.

Source of Information: U.S. Census Bureau
 PA Department of State, Bureau of Commissions, Elections, and Legislation