

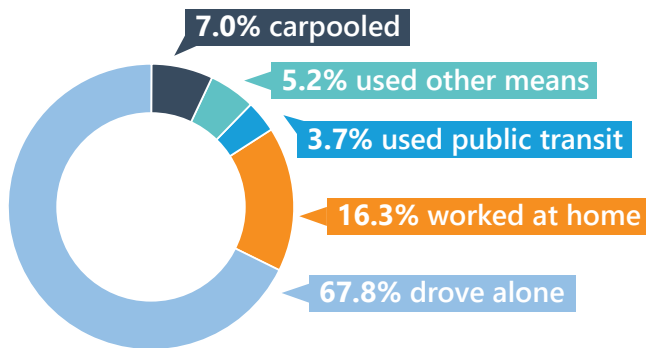
## Industry and Agriculture

Total Establishments	361,560
Manufacturing Establishments	14,378
Prof, Sci, Tech Establishments	42,948
Largest Industry Employer	Health Care & Social Assistance
Number of Employees	1,050,527
Farms	52,700
Acres of Land in Farms	7,300,000
Top Agricultural Commodity Value	Milk \$1.87 Billion

## Geography

Lowest Point	Sea Level (Delaware River)
Highest Point	3,213' (Mt. Davis, Somerset Co.)
Land Area	44,743 sq. mi.
Water Area	1,312 sq. mi.
Highway System	120,825 Linear Miles
State Owned	34.6%
Local Municipal Owned	64.8%
Record High (July 9 and 10, 1936)	111°F
Record Low (January 5, 1904)	-42°F

## Means of Travel to Work



## Government

Governor	Tom Wolf
Lieutenant Governor	John Fetterman
U.S. Senators	Bob Casey Jr. Pat Toomey
U.S. Representatives	18
PA General Assembly	50 Senators 203 Representatives
Persons per Representative	62,972
Persons per Senator	255,665
Electoral Votes	20

## Basic Facts

Nickname	Keystone State
Motto	<i>Virtue, Liberty, and Independence</i>
Flag	State Coat of Arms on blue field
Statehood	December 12, 1787
Capital	Harrisburg
Counties	67
Municipalities	2,560
State Animal	Whitetail Deer
State Bird	Ruffed Grouse
State Flower	Mountain Laurel
State Tree	Hemlock
State Dog	Great Dane
State Fish	Brook Trout
State Insect	Firefly
State Beverage	Milk
State Fossil	Phacops Rana
State Flagship	U.S. Brig Niagara

**Sources:** U.S. Bureau of the Census; Bureau of Economic Analysis; U.S. Department of Agriculture; National Center for Education Statistics; PA Departments of Community & Economic Development, Education, Health, Labor & Industry, and Transportation; *County Health Rankings*; *Pennsylvania Abstract*; *County Data Book Series*.

# Pennsylvania Facts

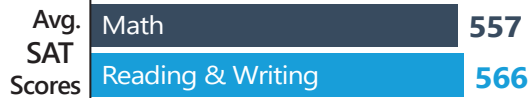
# 2022

-  Population
-  Economics
-  Housing
-  Health Insurance
-  Education
-  Industry & Agriculture
-  Government
-  Geography

## Education



High School Graduate or higher, age 25+	91.6%
Bachelor's Degree or higher, age 25+	34.0%
Total Public School Enrollment	1,696,022
Total Non-Public Enrollment	229,197
Drop-Out Rate	1.4%
Avg. Teacher Salary	\$70,258
Public School College Bound	61.7%



## Housing



Total Housing Units	5,753,228
Total Households	5,178,588
Family Households	3,237,255
Home Ownership Rate	69.4%
Single Family Units	75.5%
Mobile Homes	3.8%
Median Gross Monthly Rent	\$979
Owner-Occupied Homes with a Mortgage	58.4%
Median Value of Owner-Occupied Housing	\$203,800

## Economics




Civilian Labor Force in 2020	6,388,000
Unemployment Rate in 2020	9.1%
Number of Persons in Poverty	1,344,659
Poverty Rate	10.9%
Gross State Product	771.9 Billion

Median Family Income	\$83,262
Median Household Income	\$64,910
Per Capita Personal Income	\$61,700

## Population



July 1st, 2020 Estimate	12,783,254
April 1st 2010 Census	12,702,379
Population Rank Among States	5
Estimated Persons per Square Mile	285.7
Net Natural Increase since 2010	79,094
Net Migration Increase since 2010	9,078



Males	6,267,042	49.0%
Females	6,516,212	51.0%
White	9,624,260	75.3%
Black or African American	1,391,696	10.9%
Amer. Indian/Alaska Native	18,735	0.1%
Asian	482,931	3.8%
Native Hawaiian/Pacific Islander	4,043	<0.1%
Two or more races	228,962	1.8%
Hispanic or Latino (of any race)	1,032,627	8.1%
Foreign Born	881,525	6.9%
Residents Born in PA	9,177,070	71.8%
Veterans	665,821	6.6%
Residents with a Disability	1,745,563	13.9%
Median Age		40.9

## More Facts



- The Pennsylvania Department of Drug and Alcohol Program's Get Help Now hotline received just over 17,000 calls in 2017 and over 19,000 calls in 2021.
- Nearly 583,000 individuals (4.6%) across the state lived in low food access areas in 2019 according to the USDA ERS Food Access Research Atlas.
- Two-thirds (67%) of municipalities in Pennsylvania have fully volunteer fire departments.

## Healthcare Insurance

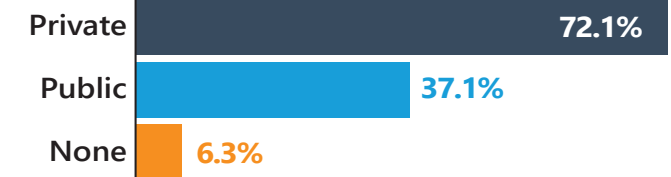


### Percent Uninsured by Age

Under 18 Years	5.9%
18 to 64 Years	8.2%
65 Years and Over	0.5%

93.7% of all Pennsylvanians had health insurance in 2020.

### Type of Healthcare Insurance



Individuals may have both private and public sources of healthcare insurance.

## Health and Vital Statistics



Birth Rate	10.5
Mortality Rate	10.5
Top 5 Birth Names for Males	Liam, Noah, Benjamin, Mason, Michael
Top 5 Birth Names for Female	Emma, Olivia, Ava, Charlotte, Sophia
Physician-to-Population Ratio	
Primary Care	1:1,235
Dentistry	1:1,408
Mental Health	1:454

## Find Out More



**PennState**  
Harrisburg

Pennsylvania  
State Data Center

777 West Harrisburg Pike Middletown, PA 17057  
717-948-6336 | pasdc@psu.edu | pasdc.hbg.psu.edu