

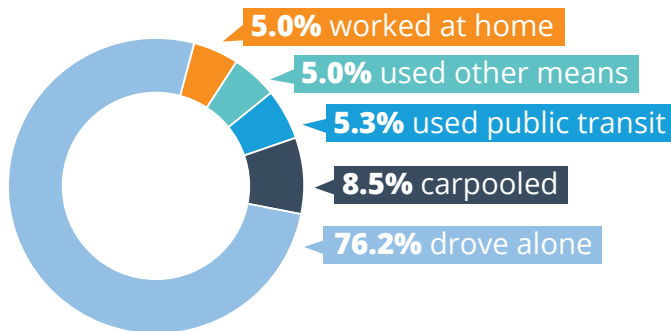
Industry and Agriculture

Total Establishments	354,025
Manufacturing Establishments	14,417
Prof, Sci, Tech Establishments	39,946
Largest Industry Employer	Health Care & Social Assistance
Number of Employees	1,041,775
Farms	58,000
Acres of Land in Farms	7,630,000
Top Agricultural Commodity Value	Milk \$2.03 Billion

Geography

Lowest Point	Sea Level (Delaware River)
Highest Point	3,213' (Mt. Davis, Somerset Co.)
Land Area	44,743 sq. mi.
Water Area	1,312 sq. mi.
Highway System	120,527 Linear Miles
State Owned	34.6%
Local Municipal Owned	64.8%
Record High (July 9 and 10, 1936)	111°F
Record Low (January 5, 1904)	-42°F

Means of Travel to Work



55.2% of households in Pennsylvania have two or more vehicles.

Government

Governor	Tom Wolf
Lieutenant Governor	John Fetterman
U.S. Senators	Bob Casey Jr. Pat Toomey
U.S. Representatives	18
PA General Assembly	50 Senators 203 Representatives
Persons per Representative	63,081
Persons per Senator	256,111
Electoral Votes	20

Basic Facts

Nickname	Keystone State
Motto	<i>Virtue, Liberty, and Independence</i>
Flag	State Coat of Arms on blue field
Statehood	December 12, 1787
Capital	Harrisburg
Counties	67
Municipalities	2,560
State Animal	Whitetail Deer
State Bird	Ruffed Grouse
State Flower	Mountain Laurel
State Tree	Hemlock
State Dog	Great Dane
State Fish	Brook Trout
State Insect	Firefly
State Beverage	Milk
State Fossil	Phacops Rana
State Flagship	U.S. Brig Niagara

Sources: U.S. Bureau of the Census; Bureau of Economic Analysis; U.S. Department of Agriculture; National Center for Education Statistics; PA Departments of Community & Economic Development, Education, Health, Labor & Industry, and Transportation; *County Health Rankings*; *Pennsylvania Abstract*; *County Data Book Series*.

Pennsylvania Facts




-  Population
-  Economics
-  Housing
-  Health Insurance
-  Education
-  Industry & Agriculture
-  Government
-  Geography

Education



High School Graduate or higher, age 25+	90.6%
Bachelor's Degree or higher, age 25+	31.4%
Total Public School Enrollment	1,719,336
Total Non-Public Enrollment	245,498
Drop-Out Rate	1.7%
Avg. Teacher Salary	\$67,535
Public School College Bound	66.2%



Housing



Total Housing Units	5,694,402
Total Households	5,008,751
Family Households	3,177,289
Home Ownership Rate	68.3%
Single Family Units	75.6%
Mobile Homes	4.0%
Majority Home Heating Source: Gas	51.9%
Median Gross Monthly Rent	893
Owner-Occupied Homes with a Mortgage	60.3%
Median Value of Owner-Occupied Housing	\$181,200

Economics



Civilian Labor Force in 2017	6,427,000
Unemployment Rate in 2017	4.9%
Number of Persons in Poverty	1,548,720
Poverty Rate	12.5%
Gross State Product	756.3 Billion

Median Family Income **\$75,949**

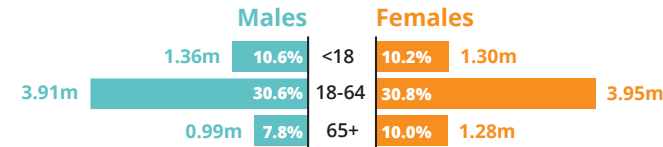
Median Household Income **\$59,195**

Per Capita Personal Income **\$53,292**

Population



July 1st, 2017 Estimate	12,805,537
April 1st 2010 Census	12,702,379
Population Rank Among States	5
Estimated Persons per Square Mile	286.2
Net Natural Increase since 2010	89,747
Net Migration Increase since 2010	20,444



Males	6,271,329	49.0%
Females	6,534,208	51.0%
White	9,796,510	76.5%
Black or African American	1,383,818	10.8%
Amer. Indian/Alaska Native	18,393	0.1%
Asian	452,889	3.5%
Native Hawaiian/Pacific Islander	3,913	0.0%
Two or more races	209,379	1.6%
Hispanic or Latino (of any race)	940,635	7.3%
Foreign Born	893,769	7.0%
Residents Born in PA	9,247,325	72.2%
Veterans	742,199	7.3%
Residents with a Disability	1,774,646	14.1%
Median Age		40.7

More Facts



- *Two-thirds (67%) of municipal fire departments in Pennsylvania are fully staffed by volunteers.*
- *There were 28 alcohol-related traffic crashes on average each day during 2017 in Pennsylvania.*
- *Pennsylvania had 36 seats in the House of Representatives from 1913 to 1933, the largest delegation to date. As of 2013, Pennsylvania has just 18 seats in the House.*

Healthcare Insurance

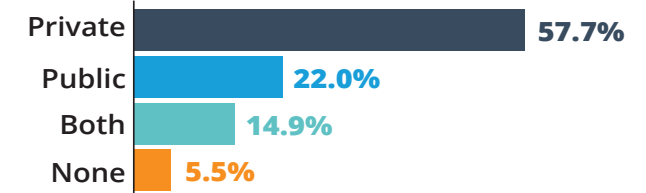


Percent Uninsured by Age

Under 18 Years	4.5%
18 to 64 Years	10.2%
65 Years and Over	4.4%

94.5% of all Pennsylvanians had health insurance in 2017.

Type of Healthcare Insurance



Health and Vital Statistics



Birth Rate	10.7
Mortality Rate	10.6
Top 5 Birth Names for Males	Liam, Noah, Mason, Benjamin, James
Top 5 Birth Names for Female	Emma, Olivia, Ava, Charlotte, Sophia
Physician-to-Patient Ratio	
Primary Care	1:1,231
Dentistry	1:1,481
Mental Health	1:559

Find Out More



PennState
Harrisburg

Pennsylvania
State Data Center

777 West Harrisburg Pike Middletown, PA 17057
717-948-6336 | pasdc@psu.edu | pasdc.hbg.psu.edu